



# 610/620

# ROLLING SERVICE

# DOORS

Americadoor.com

HEAVY-DUTY ROLLING SERVICE DOOR



STRENGTH.  
VERSATILITY.  
GOOD LOOKS.



**Standard features at a glance**



Max standard width	30'4" (9246 mm)
Max standard height	28'4" (8636 mm)
Curtain	22 ga. galvanized steel up to 15'4" (4674 mm) wide 20 ga. galvanized steel over 18'4" to 25'4" (5588 -7722 mm) wide 18 ga. galvanized steel over 25'4" to 30'4" (7722-9245 mm) wide
Slat profile	Curved, type C-187 or C-275 (Model 610); Flat, type F-265 (Model 620)
Finish	Gray, Tan, Brown or White
Hood	24 ga. galvanized steel
Wind load	20 psf
Standard mounting	Face-of-wall
Operation	Manual push-up up to 84 ft² (7804 mm²) or 12' x 7' (3658 mm x 2134 mm) Chain hoist over 84 ft² (7804 mm²) or 12' x 7' (3658 mm x 2134 mm)
Standard spring	20,000 cycle
Weatherseals	Bottom bar astragal Guide weatherseals and hood baffle (Model 620)
Guides	Three structural steel angles; PowderGuard® weathered finish with black powder coat
Bottom bar	Extruded aluminum w/weatherseal to 15'4" (4674 mm) Back-to-back steel angles w/weatherseal > 15'4" (>4674 mm)
Lock	Interior slide bolt on push-up Padlockable chain keeper on chain hoist
Warranty	24-month limited; 3 years/20,000 cycles limited on and operator system

**Options**

- Electric operator (RHX®, RSX®, RMX®) or crank operation
- Bottom sensing edge, sloping bottom bar
- Galvanized steel bottom bar angles and guides
- Between-jamb mounting
- Stainless steel or aluminum slats
- High-usage package
- High-wind load option (FBC, TDI, DADE)\*
- Cylinder lock
- Exhaust ports
- Flat slat profile option F-265 and C-600 heavy-duty 6" curved slat (Model 610)
- Perforated 18-gauge steel slats with 1/16" (2 mm) diameter holes on 1/16" (2 mm) centers
- Fenestrated slats with uniformly spaced openings of 5/8" x 3" (16 mm x 76 mm) or 1" x 10" (25.4 mm x 254 mm) on F265 slat only
- PowderGuard® Premium powder coat paint finish in 197 standard colors, or color-matched to specification
- PowderGuard® Zinc and PowderGuard® Weathered finishes
- Special application doors:
  - Oversized doors to 1500 ft². (139.4 m²)
  - Combination doors with grilles and/or with full or partial standard, perforated or fenestrated slats
  - Spark-resistant doors, craneway doors, pass doors


**Cover image:** Model 610, perforation on top 2/3, bottom 1/3 solid, custom finish

**Image above:** Stormtite™, Model 620, finish in Brown

**Door that is are strong, durable, handsome and versatile**

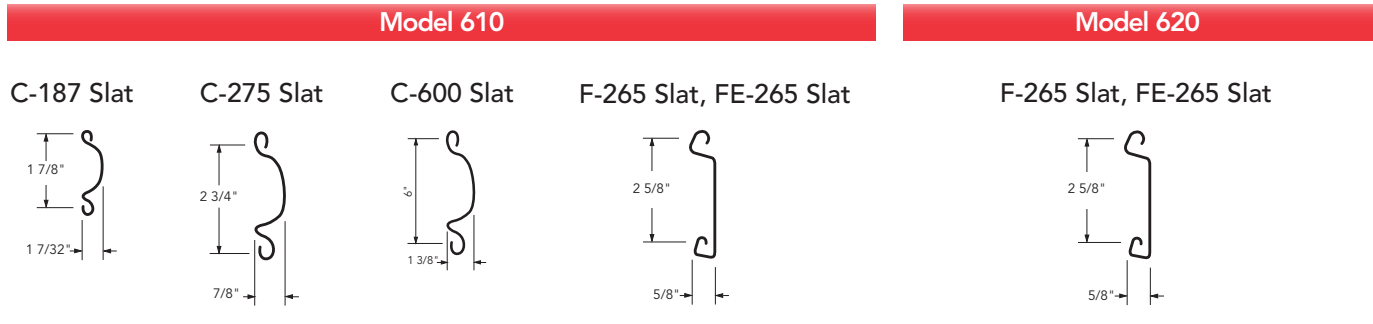
Model 610 – the best selling door of our line. Stormtite™ Model 620 is an ideal choice for keeping climate-controlled air in and the elements out. Available to fit openings up to 30'4" x 28'4" (9246 mm x 8636 mm), these doors are fabricated of 18- to 24-gauge galvanized steel (depending upon door width), and can withstand wind loads up to 20 psf. Interlocking slats with endlocks ensure a tight fit while minimizing lateral movement.

Design versatility is afforded by a wide array of options, including a selection of slat profiles; curtain materials, finishes and colors; electric operation, and special features for unique applications. Each of our rolling service doors is configured for precise fitting of components, simpler installation, lower maintenance costs and trouble-free operation for life. The result is a door tough enough to perform exceptionally well in demanding industrial environments – and attractive enough to meet exacting aesthetic requirements.



Model 620, custom finish


**Slat profiles**



**Finish options**

Finish details	
Standard polyester base coat	Two-coat system with polyester based top coat.
PowderGuard® Premium powder coat	Weather resistant polyester powder coat available in 197 colors; custom color match and EZ Clean treatment options available.
PowderGuard® Zinc finish	Zinc enriched powder coat provides excellent corrosion protection that outperforms both hot dipped and cold galvanized steel. Color selection from 197 powder coat colors; custom color match also available.
PowderGuard® Weathered finish	Industrial textured powder coat provides a thicker, more scratch resistant coat for added product protection.

**Colors**



Actual colors may vary from brochure due to fluctuations in the printing process. Always request a color sample.





Model 610, perforated steel slat



## About

Complementing its 24-hour emergency service American Door maintains its own overhead door manufacturing plant and parts warehouse. This enables American Door to quickly and efficiently resolve all point-of-entrance security issues. In most cases our customers find that their emergencies receive a response within two hours and most repairs are complete the next business day. American Door can even ship hard to get door parts.

For almost fifty years, thousands of customers in the New York Metro area have relied on American Door for the highest quality door products and conciliary products ranging from dock levelers, impact doors, fire personnel doors and hardware. Adapting to the changing marketplace, American Door continues to provide professional services to many of its long-time customers who have chosen to centralize facility maintenance in house or with an outside single source provider.



Americandoor.com  
9 Lucon Dr  
Deer Park, NY  
(718)-895-6136  
(631)-586-8006  
Fax:(631)-586-8074